

How do you make it 100% clear that you use sustainable wood and paper?



✓ WITH A GOOD PURCHASING POLICY

Make 'sustainable wood and paper' part of your organization's wood products procurement policy. Tell staff and business partners how important this policy is.

Publicize your procurement policy


Make it clear that you only accept wood and wood products from sustainably managed forests.

[DOWNLOAD THE STATEMENT HERE](#)



✓ IN THE DESIGN PHASE

Incorporate PEFC-certified materials right from the design phase of your packaging, building project.



✓ IN THE INVITATION TO TENDER

Specify 'sustainable wood and paper' as a requirement in the text of your invitation to tender or request for quotation.

[DOWNLOAD AN EXAMPLE OF A SPECIFICATION TEXT HERE](#)



✓ CHOOSE CERTIFIED SUPPLIERS

Choose suppliers with a **PEFC Chain of Custody certificate**. You can find all PEFC-certified companies in the public database.

[CHECK OUT THE DATABASE HERE](#)




✓ ON DELIVERY

Check the invoice or delivery note for the product or project claim:

X% PEFC-certified, including the PEFC certificate number.

The PEFC claim can be provided for both virgin and recycled wood and paper products.



✓ PROMOTE YOUR CERTIFIED CREDENTIALS

Display the PEFC label on the product, its packaging or in the product brochure. This way, you'll be communicating how sustainable it is. PEFC-certified suppliers can **download the PEFC label in the Label Generator with just one click.**




This product comes from sustainably managed forests and controlled sources.



This product comes from recycled and controlled sources.



This building is built with PEFC-certified wood.



Thank you for using sustainable wood and paper. By doing this, you are helping to secure a future for the world's forests.

